

At Home Instruction Activities

Art -Mrs. Levenstein mlevenstein@gmrdsd.com

PreK

Week 1: The students have been using lines, shapes, and colors in art. We focus on use of materials as well. With this rainbow, they should color each part of the rainbow with labeled colors.

(This is just an added bonus....you can take a photo of your student with a paintbrush in hand from the back with their arm up holding the brush as if they were "painting" the rainbow. Once the photo is printed it can be cut out and glued to the artwork....just a little photography fun.)

Week 2: Swiss artist, Paul Klee uses simple lines and shapes in his creations. His artwork "Cat and Bird" is a wonderful example. Design/color your own "Cat and Bird" artwork.

(if it continues...)

Week 3: Reach for the stars! Our staff and students at Central School are really amazing at reaching for the stars. Please design your star using any materials that you like or have available. You can be very creative....you can collage by using little scraps of paper (junk mail is perfect for this) and gluing them onto your star; you can use construction paper, crayons, bingo daubers, tissue paper, buttons, etc. If you would like to cut them out, be sure to have an adult help you. These will be wonderful to display in your home for the holidays.

Week 4: Found object snowman ...starts off with three plates (white plates or paper plates if you have them); look for items that can be used for arms (maybe forks or spoons); what can be used for a scarf? Or a hat? You can use anything that you have at home from utensils, chip clips (Make great hats or scarves); what can we use for your snowpersons eyes? Snap a pic when you are done because when you're done building your "found objects" snowperson, you will have to put everything away...this snowman disappears quick! Happy building boys and girls.

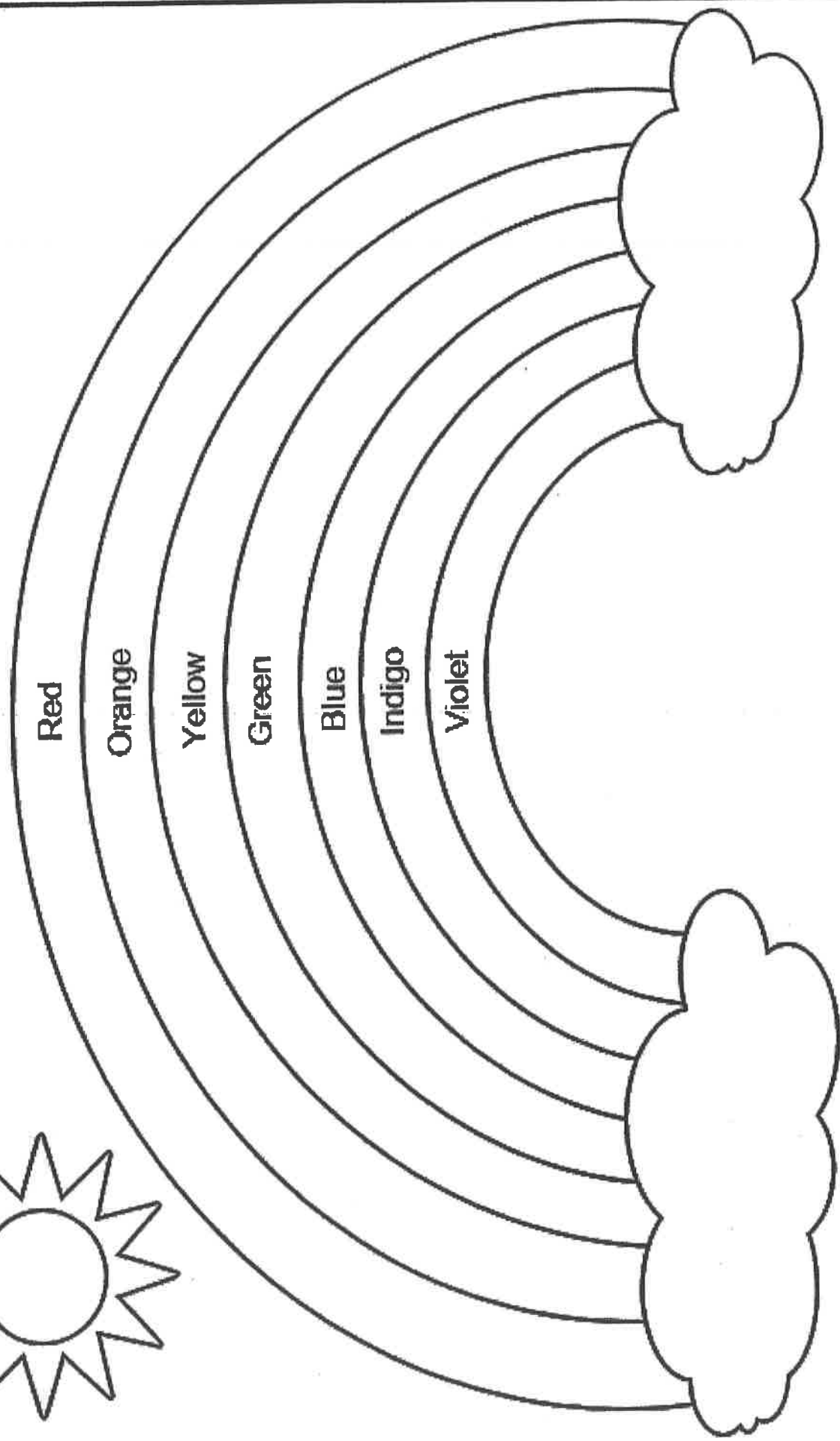

There are extra papers included for you as well. Happy creating!

I'm looking forward to the next time we can create together,

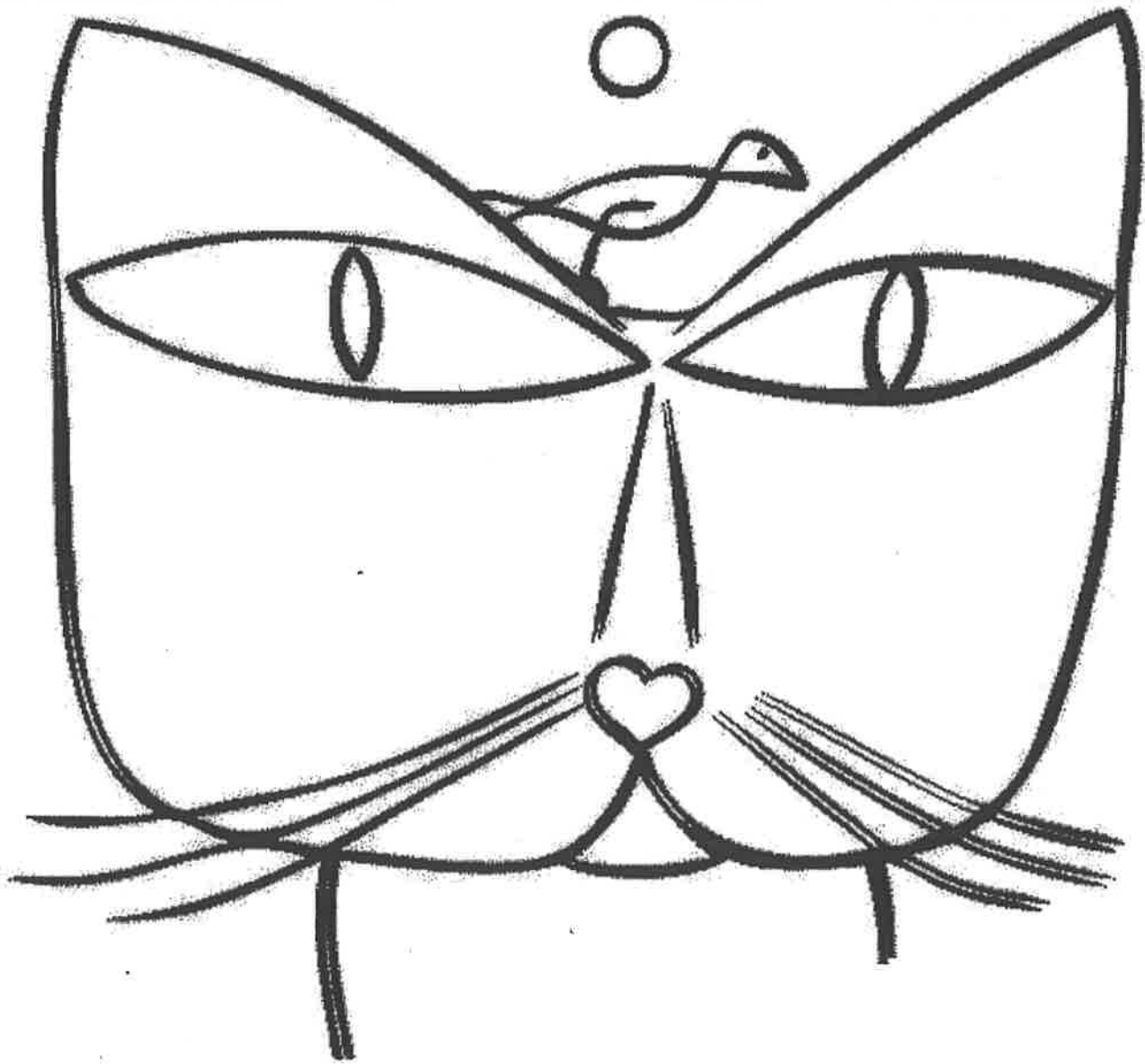
Mrs.L :)

Mrs. L ☺


Color the Rainbow




Name:



<div></div> ΠΑΝΕΛΛΗΝΙΑ ΗΜΕΡΑ ΣΧΟΛΙΚΟΥ ΑΓΑΠΤΙΣΜΟΥ 2019 - Φέτος η Ευρωπαϊκή Ημέρα
Σχολικού Αθλητισμού συνδέεται με την Ευρωπαϊκή Ημέρα Σχολικού Αθλητισμού
Artist: Paul Klee, "Cat and Bird"





Name: _____

Color:



blue




orange



red



yellow



Count the shapes.

Color the graph.

